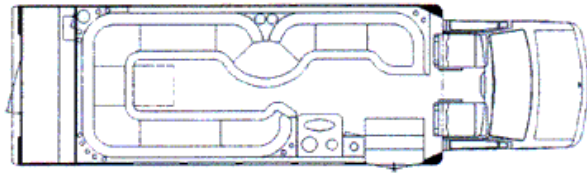
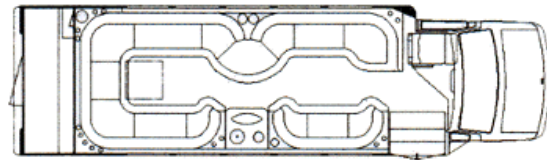


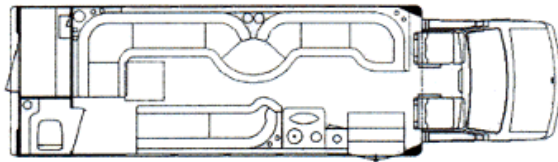
Floor Plans



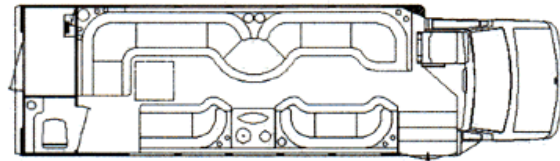
STANDARD IN-BODY DOOR WITH REAR STORAGE



STANDARD FRONT DOOR WITH REAR STORAGE



STANDARD IN-BODY DOOR WITH OPTIONAL RESTROOM



STANDARD FRONT DOOR WITH OPTIONAL RESTROOM

Chassis Specifications

- *Preferred equipment package 782A
- *Air conditioner, front – CFC free
- *Dual media AM/FM stereo radio/cassette/CD
- *Light and convenience group, includes courtesy light switches, headlights-on alert, illuminated entry
- *Air bag, driver
- *Brakes, power with 4-wheel ABS
- *Handling package, includes front stabilizer bar
- *Auxiliary fuel port
- *Tires: LT225/75R16E BSW, all season (6)
- *Engine: 6.8L EFI V10 gas or 7.3L DI turbo diesel V8
- *Transmission: Electronic 4-speed automatic OD w/auxiliary oil cooler
- Rear axle ratio: 4.56 with 6.8L V gas; 4.10 With 7.3L diesel

- *Vinyl floor covering, front
- *Shuttle bus prep package, includes:
 - Front chrome bumper and grille
 - Aerodynamic halogen headlamps
 - 4600# Front GAWR
 - Engine block heater
 - Frame pucks – isolators
 - Front license plate bracket
- *Speed control
- *Tilt steering wheel
- *Auxiliary heater connector package
- *Heavy-duty auxiliary battery
- *Heavy-duty alternator (130-amp) with 6.8L gas
- *Dual 110-amp alternators with 7.3L diesel
- *Auxiliary idle control with 7.3L diesel